

SUMMARY OF APPROPRIATIONS, ALLOTMENTS, OBLIGATIONS, DISBURSEMENTS AND BALANCES BY OBJECT OF EXPENDITURES

As at the Quarter Ending March 31, 2023

Department : State Universities and Colleges (SUCs)  
 Agency : Negros Oriental State University  
 Operating Unit : < not applicable >  
 Organization Code (UACS) : 08 072 000000  
 Fund Cluster : 01 Regular Agency Fund

X	Current Year Appropriations
	Supplemental Appropriations
	Continuing Appropriations

(e.g. UACS Fund Cluster: 01-Regular Agency Fund, 02-Foreign Assisted Projects Fund, 03-Special Account-Locally Funded/Domestic Grants Fund, and 04-Special Account-Foreign Assisted/Foreign Grants Fund)

Particulars	UACS CODE	Appropriations			Allotments						Obligations					Disbursements					Balances			
		Authorized Appropriations	Adjustments (Transfer To/From, Modifications/Augmentations)	Adjusted Appropriations	Allotments Received	Adjustments (Reductions, Modifications/Augmentations)	Transfer To	Transfer From	Adjusted Allotments	1st Quarter Ending March 31	2nd Quarter Ending June 30	3rd Quarter Ending Sept. 30	4th Quarter Ending Dec. 31	TOTAL	1st Quarter Ending March 31	2nd Quarter Ending June 30	3rd Quarter Ending Sept. 30	4th Quarter Ending Dec. 31	TOTAL	Unreleased Appropriations	Unobligated Allotments	Unpaid Obligations (15-23)=(23+24)		
																						Due and Demontable	Not Yet Due and Demontable	
1	2	3	4	5=(3+4)	6	7	8	9	10=(6+(-7)+8+9)	11	12	13	14	15=(11+12+13+14)	16	17	18	19	20=(16+17+18+19)	21=(5-10)	22=(10-15)	23	24	
SUMMARY		952,798,000.00	2,636,651.00	955,434,651.00	556,460,123.00	0.00	0.00	0.00	556,460,123.00	87,962,167.65	0.00	0.00	0.00	87,962,167.65	83,223,728.36	0.00	0.00	0.00	83,223,728.36	398,884,528.00	468,497,955.35	4,738,439.29	0.00	
A. AGENCY SPECIFIC BUDGET		929,344,000.00	0.00	929,344,000.00	530,459,472.00	0.00	0.00	0.00	530,459,472.00	82,505,654.77	0.00	0.00	0.00	82,505,654.77	77,776,497.93	0.00	0.00	0.00	77,776,497.93	398,884,528.00	447,953,817.23	4,729,156.84	0.00	
Personnel Services		494,723,000.00	0.00	494,723,000.00	406,546,472.00	0.00	0.00	0.00	406,546,472.00	73,709,585.00	0.00	0.00	0.00	73,709,585.00	73,650,149.22	0.00	0.00	0.00	73,650,149.22	88,176,528.00	332,836,886.98	59,435.90	0.00	
Salaries and Wages	501010000	292,453,000.00	26,334,792.98	318,787,792.98	292,453,000.00	26,334,792.98	0.00	0.00	318,787,792.98	68,557,879.06	0.00	0.00	0.00	68,557,879.06	68,500,095.97	0.00	0.00	0.00	68,500,095.97	0.00	250,229,913.92	57,783.09	0.00	
Salaries and Wages - Regular	5010101000	194,695,000.00	26,334,792.98	221,029,792.98	194,695,000.00	26,334,792.98	0.00	0.00	221,029,792.98	52,981,432.90	0.00	0.00	0.00	52,981,432.90	52,962,888.90	0.00	0.00	0.00	52,962,888.90	0.00	168,048,360.08	18,544.00	0.00	
Basic Salary - Civilian	5010101001	194,695,000.00	26,334,792.98	221,029,792.98	194,695,000.00	26,334,792.98	0.00	0.00	221,029,792.98	52,981,432.90	0.00	0.00	0.00	52,981,432.90	52,962,888.90	0.00	0.00	0.00	52,962,888.90	0.00	168,048,360.08	18,544.00	0.00	
Salaries and Wages - Casual/Contractual	5010102000	97,758,000.00	0.00	97,758,000.00	97,758,000.00	0.00	0.00	0.00	97,758,000.00	15,576,446.16	0.00	0.00	0.00	15,576,446.16	15,537,207.07	0.00	0.00	0.00	15,537,207.07	0.00	82,181,553.84	39,239.09	0.00	
Other Compensation	501020000	81,144,000.00	(480,320.98)	80,663,679.02	81,144,000.00	(480,320.98)	0.00	0.00	80,663,679.02	3,843,954.39	0.00	0.00	0.00	3,843,954.39	3,843,954.39	0.00	0.00	0.00	3,843,954.39	0.00	76,819,724.63	0.00	0.00	
Personal Economic Relief Allowance (PERA)	5010201000	9,744,000.00	0.00	9,744,000.00	9,744,000.00	0.00	0.00	0.00	9,744,000.00	2,332,181.82	0.00	0.00	0.00	2,332,181.82	2,332,181.82	0.00	0.00	0.00	2,332,181.82	0.00	7,411,818.18	0.00	0.00	
PERA - Civilian	5010201001	9,744,000.00	0.00	9,744,000.00	9,744,000.00	0.00	0.00	0.00	9,744,000.00	2,332,181.82	0.00	0.00	0.00	2,332,181.82	2,332,181.82	0.00	0.00	0.00	2,332,181.82	0.00	7,411,818.18	0.00	0.00	
Representation Allowance (RA)	5010202000	180,000.00	0.00	180,000.00	180,000.00	0.00	0.00	0.00	180,000.00	30,000.00	0.00	0.00	0.00	30,000.00	30,000.00	0.00	0.00	0.00	30,000.00	0.00	150,000.00	0.00	0.00	
Transportation Allowance (TA)	5010203000	180,000.00	0.00	180,000.00	180,000.00	0.00	0.00	0.00	180,000.00	30,000.00	0.00	0.00	0.00	30,000.00	30,000.00	0.00	0.00	0.00	30,000.00	0.00	150,000.00	0.00	0.00	
Transportation Allowance (TA)	5010203001	180,000.00	0.00	180,000.00	180,000.00	0.00	0.00	0.00	180,000.00	30,000.00	0.00	0.00	0.00	30,000.00	30,000.00	0.00	0.00	0.00	30,000.00	0.00	150,000.00	0.00	0.00	
Clothing/Uniform Allowance	5010204000	2,436,000.00	0.00	2,436,000.00	2,436,000.00	0.00	0.00	0.00	2,436,000.00	0.00	0.00	0.00	0.00	0.00	0.00	0.00	0.00	0.00	0.00	0.00	2,436,000.00	0.00	0.00	
Clothing/Uniform Allowance - Civilian	5010204001	2,436,000.00	0.00	2,436,000.00	2,436,000.00	0.00	0.00	0.00	2,436,000.00	0.00	0.00	0.00	0.00	0.00	0.00	0.00	0.00	0.00	0.00	0.00	2,436,000.00	0.00	0.00	
Subsistence Allowance (SA)	5010205000	39,000.00	0.00	39,000.00	39,000.00	0.00	0.00	0.00	39,000.00	0.00	0.00	0.00	0.00	0.00	0.00	0.00	0.00	0.00	0.00	0.00	39,000.00	0.00	0.00	
Subsistence Allowance - Magna Carta for Public Health Workers under R.A. 7305	5010205003	39,000.00	0.00	39,000.00	39,000.00	0.00	0.00	0.00	39,000.00	0.00	0.00	0.00	0.00	0.00	0.00	0.00	0.00	0.00	0.00	0.00	39,000.00	0.00	0.00	
Laundry Allowance (LA)	5010206000	6,000.00	0.00	6,000.00	6,000.00	0.00	0.00	0.00	6,000.00	0.00	0.00	0.00	0.00	0.00	0.00	0.00	0.00	0.00	0.00	0.00	6,000.00	0.00	0.00	
Laundry Allowance - Magna Carta Benefits for Public Health Workers under R.A. 7305	5010206004	6,000.00	0.00	6,000.00	6,000.00	0.00	0.00	0.00	6,000.00	0.00	0.00	0.00	0.00	0.00	0.00	0.00	0.00	0.00	0.00	0.00	6,000.00	0.00	0.00	
Honoraria	5010210000	32,023,000.00	(493,070.98)	31,529,929.02	32,023,000.00	(493,070.98)	0.00	0.00	31,529,929.02	1,439,022.57	0.00	0.00	0.00	1,439,022.57	1,439,022.57	0.00	0.00	0.00	1,439,022.57	0.00	30,960,906.45	0.00	0.00	
Honoraria - Civilian	5010210001	32,023,000.00	(493,070.98)	31,529,929.02	32,023,000.00	(493,070.98)	0.00	0.00	31,529,929.02	1,439,022.57	0.00	0.00	0.00	1,439,022.57	1,439,022.57	0.00	0.00	0.00	1,439,022.57	0.00	30,960,906.45	0.00	0.00	
Hazard Pay (HP)	5010211000	28,000.00	0.00	28,000.00	28,000.00	0.00	0.00	0.00	28,000.00	0.00	0.00	0.00	0.00	0.00	0.00	0.00	0.00	0.00	0.00	0.00	28,000.00	0.00	0.00	
HP - Magna Carta Benefits for Public Health Workers under R.A. 7305	5010211005	28,000.00	0.00	28,000.00	28,000.00	0.00	0.00	0.00	28,000.00	0.00	0.00	0.00	0.00	0.00	0.00	0.00	0.00	0.00	0.00	0.00	28,000.00	0.00	0.00	
Year End Bonus	5010214000	16,224,000.00	0.00	16,224,000.00	16,224,000.00	0.00	0.00	0.00	16,224,000.00	0.00	0.00	0.00	0.00	0.00	0.00	0.00	0.00	0.00	0.00	0.00	16,224,000.00	0.00	0.00	
Bonus - Civilian	5010214001	16,224,000.00	0.00	16,224,000.00	16,224,000.00	0.00	0.00	0.00	16,224,000.00	0.00	0.00	0.00	0.00	0.00	0.00	0.00	0.00	0.00	0.00	0.00	16,224,000.00	0.00	0.00	
Cash Gift	5010215000	2,030,000.00	0.00	2,030,000.00	2,030,000.00	0.00	0.00	0.00	2,030,000.00	0.00	0.00	0.00	0.00	0.00	0.00	0.00	0.00	0.00	0.00	0.00	2,030,000.00	0.00	0.00	
Cash Gift - Civilian	5010215001	2,030,000.00	0.00	2,030,000.00	2,030,000.00	0.00	0.00	0.00	2,030,000.00	0.00	0.00	0.00	0.00	0.00	0.00	0.00	0.00	0.00	0.00	0.00	2,030,000.00	0.00	0.00	
Mid-Year Bonus - Civilian	5010216000	16,224,000.00	0.00	16,224,000.00	16,224,000.00	0.00	0.00	0.00	16,224,000.00	0.00	0.00	0.00	0.00	0.00	0.00	0.00	0.00	0.00	0.00	0.00	16,224,000.00	0.00	0.00	
Mid-Year Bonus - Civilian	5010216001	16,224,000.00	0.00	16,224,000.00	16,224,000.00	0.00	0.00	0.00	16,224,000.00	0.00	0.00	0.00	0.00	0.00	0.00	0.00	0.00	0.00	0.00	0.00	16,224,000.00	0.00	0.00	
Other Bonuses and Allowances	5010299000	2,030,000.00	12,750.00	2,042,750.00	2,030,000.00	12,750.00	0.00	0.00	2,042,750.00	12,750.00	0.00	0.00	0.00	12,750.00	12,750.00	0.00	0.00	0.00	12,750.00	0.00	2,030,000.00	0.00	0.00	
Per Diems - Civilian	5010299001	0.00	12,750.00	12,750.00	0.00	12,750.00	0.00	0.00	12,750.00	12,750.00	0.00	0.00	0.00	12,750.00	12,750.00	0.00	0.00	0.00	12,750.00	0.00	0.00	0.00	0.00	
Productivity Enhancement Incentive- Civilian	5010299012	2,030,000.00	0.00	2,030,000.00	2,030,000.00	0.00	0.00	0.00	2,030,000.00	0.00	0.00	0.00	0.00	0.00	0.00	0.00	0.00	0.00	0.00	0.00	2,030,000.00	0.00	0.00	
Personnel Benefit Contributions	5010300000	5,260,000.00	0.00	5,260,000.00	5,260,000.00	0.00	0.00	0.00	5,260,000.00	1,129,413.11	0.00	0.00	0.00	1,129,413.11	1,127,760.40	0.00	0.00	0.00	1,127,760.40	0.00	4,130,586.89	1,652.71	0.00	
Pag-IBIG Contributions	5010302000	487,000.00	0.00	487,000.00	487,000.00	0.00	0.00	0.00	487,000.00	115,500.00	0.00	0.00	0.00	115,500.00	115,500.00	0.00	0.00	0.00	115,500.00	0.00	371,500.00	0.00	0.00	
Pag-IBIG - Civilian	5010302001	487,000.00	0.00	487,000.00	487,000.00	0.00	0.00	0.00	487,000.00	115,500.00	0.00	0.00	0.00	115,500.00	115,500.00	0.00	0.00	0.00	115,500.00	0.00	371,500.00	0.00	0.00	
PhilHealth Contributions	5010303000	4,286,000.00	0.00	4,286,000.00	4,286,000.00	0.00	0.00	0.00	4,286,000.00	897														



SUMMARY OF APPROPRIATIONS, ALLOTMENTS, OBLIGATIONS, DISBURSEMENTS AND BALANCES BY OBJECT OF EXPENDITURES

As at the Quarter Ending March 31, 2023

Department : State Universities and Colleges (SUCs)  
 Agency : Negros Oriental State University  
 Operating Unit : < not applicable >  
 Organization Code (UACS) : 08 072 0000000  
 Fund Cluster : 01 Regular Agency Fund

X	Current Year Appropriations
	Supplemental Appropriations
	Continuing Appropriations

(e.g. UACS Fund Cluster: 01-Regular Agency Fund, 02-Foreign Assisted Projects Fund, 03-Special Account-Locally Funded/Domestic Grants Fund, and 04-Special Account-Foreign Assisted/Foreign Grants Fund)

Particulars	UACS CODE	Appropriations			Allotments					Obligations				TOTAL	Disbursements				TOTAL	Balances		Unpaid Obligations (15-20)=(23+24)	
		Authorized Appropriations	Adjustments (Transfer To/From, Modifications/ Augmentations)	Adjusted Appropriations	Allotments Received	Adjustments (Reductions, Modifications/ Augmentations)	Transfer To	Transfer From	Adjusted Allotments	1st Quarter Ending March 31	2nd Quarter Ending June 30	3rd Quarter Ending Sept. 30	4th Quarter Ending Dec. 31		1st Quarter Ending March 31	2nd Quarter Ending June 30	3rd Quarter Ending Sept. 30	4th Quarter Ending Dec. 31		Unreleased Appropriations	Unobligated Allotments	Unpaid Obligations (15-20)=(23+24)	
																						20=(15+17+18+19)	21=(5-10)
1	2	3	4	5=(3+4)	6	7	8	9	10=[(6+(-)7)-8+9]	11	12	13	14	15=(11+12+13+14)	16	17	18	19	20=(15+17+18+19)	21=(5-10)	22=(10-15)	23	24
Training and Scholarship Expenses	502020000	7,973,000.00	(32,723.41)	7,940,276.59	7,973,000.00	(32,723.41)	0.00	0.00	7,940,276.59	9,000.00	0.00	0.00	0.00	9,000.00	9,000.00	0.00	0.00	0.00	9,000.00	0.00	7,931,276.59	0.00	0.00
Training Expenses	5020201000	7,973,000.00	(32,723.41)	7,940,276.59	7,973,000.00	(32,723.41)	0.00	0.00	7,940,276.59	9,000.00	0.00	0.00	0.00	9,000.00	9,000.00	0.00	0.00	0.00	9,000.00	0.00	7,931,276.59	0.00	0.00
ICT Training Expenses	5020201001	150,000.00	0.00	150,000.00	150,000.00	0.00	0.00	0.00	150,000.00	0.00	0.00	0.00	0.00	0.00	0.00	0.00	0.00	0.00	0.00	0.00	150,000.00	0.00	0.00
Training Expenses	5020201002	7,823,000.00	(32,723.41)	7,790,276.59	7,823,000.00	(32,723.41)	0.00	0.00	7,790,276.59	9,000.00	0.00	0.00	0.00	9,000.00	9,000.00	0.00	0.00	0.00	9,000.00	0.00	7,781,276.59	0.00	0.00
Supplies and Materials Expenses	5020300000	17,211,000.00	0.00	17,211,000.00	17,211,000.00	0.00	0.00	0.00	17,211,000.00	3,200.00	0.00	0.00	0.00	3,200.00	3,200.00	0.00	0.00	0.00	3,200.00	0.00	17,207,800.00	0.00	0.00
Office Supplies Expenses	5020301000	11,450,000.00	0.00	11,450,000.00	11,450,000.00	0.00	0.00	0.00	11,450,000.00	0.00	0.00	0.00	0.00	0.00	0.00	0.00	0.00	0.00	0.00	0.00	11,450,000.00	0.00	0.00
ICT Office Supplies	5020301001	3,150,000.00	0.00	3,150,000.00	3,150,000.00	0.00	0.00	0.00	3,150,000.00	0.00	0.00	0.00	0.00	0.00	0.00	0.00	0.00	0.00	0.00	0.00	3,150,000.00	0.00	0.00
Office Supplies Expenses	5020301002	8,300,000.00	0.00	8,300,000.00	8,300,000.00	0.00	0.00	0.00	8,300,000.00	0.00	0.00	0.00	0.00	0.00	0.00	0.00	0.00	0.00	0.00	0.00	8,300,000.00	0.00	0.00
Accountable Forms Expenses	5020302000	90,000.00	0.00	90,000.00	90,000.00	0.00	0.00	0.00	90,000.00	3,200.00	0.00	0.00	0.00	3,200.00	3,200.00	0.00	0.00	0.00	3,200.00	0.00	86,800.00	0.00	0.00
Drugs and Medicines Expenses	5020307000	1,050,000.00	0.00	1,050,000.00	1,050,000.00	0.00	0.00	0.00	1,050,000.00	0.00	0.00	0.00	0.00	0.00	0.00	0.00	0.00	0.00	0.00	0.00	1,050,000.00	0.00	0.00
Medical, Dental and Laboratory Supplies Expenses	5020308000	1,116,000.00	0.00	1,116,000.00	1,116,000.00	0.00	0.00	0.00	1,116,000.00	0.00	0.00	0.00	0.00	0.00	0.00	0.00	0.00	0.00	0.00	0.00	1,116,000.00	0.00	0.00
Fuel, Oil and Lubricants Expenses	5020309000	3,005,000.00	0.00	3,005,000.00	3,005,000.00	0.00	0.00	0.00	3,005,000.00	0.00	0.00	0.00	0.00	0.00	0.00	0.00	0.00	0.00	0.00	0.00	3,005,000.00	0.00	0.00
Agricultural and Marine Supplies Expenses	5020310000	300,000.00	0.00	300,000.00	300,000.00	0.00	0.00	0.00	300,000.00	0.00	0.00	0.00	0.00	0.00	0.00	0.00	0.00	0.00	0.00	0.00	300,000.00	0.00	0.00
Chemical and Filtering Supplies Expenses	5020313000	200,000.00	0.00	200,000.00	200,000.00	0.00	0.00	0.00	200,000.00	0.00	0.00	0.00	0.00	0.00	0.00	0.00	0.00	0.00	0.00	0.00	200,000.00	0.00	0.00
Utility Expenses	5020400000	24,302,000.00	0.00	24,302,000.00	24,302,000.00	0.00	0.00	0.00	24,302,000.00	3,332,626.84	0.00	0.00	0.00	3,332,626.84	3,332,626.84	0.00	0.00	0.00	3,332,626.84	0.00	20,969,373.16	0.00	0.00
Water Expenses	5020401000	6,102,000.00	0.00	6,102,000.00	6,102,000.00	0.00	0.00	0.00	6,102,000.00	550,806.06	0.00	0.00	0.00	550,806.06	550,806.06	0.00	0.00	0.00	550,806.06	0.00	5,551,193.94	0.00	0.00
Electricity Expenses	5020402000	18,200,000.00	0.00	18,200,000.00	18,200,000.00	0.00	0.00	0.00	18,200,000.00	2,781,820.78	0.00	0.00	0.00	2,781,820.78	2,781,820.78	0.00	0.00	0.00	2,781,820.78	0.00	15,418,179.22	0.00	0.00
Communication Expenses	5020500000	1,445,000.00	378.60	1,445,378.60	1,445,000.00	378.60	0.00	0.00	1,445,378.60	51,057.77	0.00	0.00	0.00	51,057.77	39,374.73	0.00	0.00	0.00	39,374.73	0.00	1,394,320.83	11,683.04	0.00
Postage and Courier Services	5020501000	71,000.00	378.60	71,378.60	71,000.00	378.60	0.00	0.00	71,378.60	5,592.60	0.00	0.00	0.00	5,592.60	5,592.60	0.00	0.00	0.00	5,592.60	0.00	65,786.00	0.00	0.00
Telephone Expenses	5020502000	912,000.00	0.00	912,000.00	912,000.00	0.00	0.00	0.00	912,000.00	45,215.40	0.00	0.00	0.00	45,215.40	33,532.36	0.00	0.00	0.00	33,532.36	0.00	866,784.60	11,683.04	0.00
Mobile	5020502001	251,000.00	0.00	251,000.00	251,000.00	0.00	0.00	0.00	251,000.00	17,825.00	0.00	0.00	0.00	17,825.00	15,326.00	0.00	0.00	0.00	15,326.00	0.00	233,175.00	2,499.00	0.00
Landline	5020502002	661,000.00	0.00	661,000.00	661,000.00	0.00	0.00	0.00	661,000.00	27,390.40	0.00	0.00	0.00	27,390.40	18,206.36	0.00	0.00	0.00	18,206.36	0.00	633,609.60	9,184.04	0.00
Internet Subscription Expenses	5020503000	453,000.00	0.00	453,000.00	453,000.00	0.00	0.00	0.00	453,000.00	249.77	0.00	0.00	0.00	249.77	249.77	0.00	0.00	0.00	249.77	0.00	452,750.23	0.00	0.00
Cable, Satellite, Telegraph and Radio Expenses	5020504000	9,000.00	0.00	9,000.00	9,000.00	0.00	0.00	0.00	9,000.00	0.00	0.00	0.00	0.00	0.00	0.00	0.00	0.00	0.00	0.00	0.00	9,000.00	0.00	0.00
Survey, Research, Exploration and Development	5020700000	4,000,000.00	0.00	4,000,000.00	4,000,000.00	0.00	0.00	0.00	4,000,000.00	10,814.00	0.00	0.00	0.00	10,814.00	10,814.00	0.00	0.00	0.00	10,814.00	2,000,000.00	1,989,186.00	0.00	0.00
Research, Exploration and Development Expenses	5020702000	4,000,000.00	0.00	4,000,000.00	4,000,000.00	0.00	0.00	0.00	4,000,000.00	10,814.00	0.00	0.00	0.00	10,814.00	10,814.00	0.00	0.00	0.00	10,814.00	2,000,000.00	1,989,186.00	0.00	0.00
Research, Exploration and Development Expenses	5020702002	4,000,000.00	0.00	4,000,000.00	4,000,000.00	0.00	0.00	0.00	4,000,000.00	10,814.00	0.00	0.00	0.00	10,814.00	10,814.00	0.00	0.00	0.00	10,814.00	2,000,000.00	1,989,186.00	0.00	0.00
Confidential, Intelligence and Extraordinary	5021000000	150,000.00	0.00	150,000.00	150,000.00	0.00	0.00	0.00	150,000.00	0.00	0.00	0.00	0.00	0.00	0.00	0.00	0.00	0.00	0.00	0.00	150,000.00	0.00	0.00
Extraordinary and Miscellaneous Expenses	5021003000	150,000.00	0.00	150,000.00	150,000.00	0.00	0.00	0.00	150,000.00	0.00	0.00	0.00	0.00	0.00	0.00	0.00	0.00	0.00	0.00	0.00	150,000.00	0.00	0.00
Professional Services	5021100000	4,292,000.00	0.00	4,292,000.00	4,292,000.00	0.00	0.00	0.00	4,292,000.00	113,949.61	0.00	0.00	0.00	113,949.61	113,949.61	0.00	0.00	0.00	113,949.61	0.00	4,178,050.39	0.00	0.00
Legal Services	5021101000	500,000.00	0.00	500,000.00	500,000.00	0.00	0.00	0.00	500,000.00	113,606.01	0.00	0.00	0.00	113,606.01	113,606.01	0.00	0.00	0.00	113,606.01	0.00	386,393.99	0.00	0.00
Auditing Services	5021102000	415,000.00	0.00	415,000.00	415,000.00	0.00	0.00	0.00	415,000.00	343.60	0.00	0.00	0.00	343.60	343.60	0.00	0.00	0.00	343.60	0.00	414,656.40	0.00	0.00
Other Professional Services	5021199000	3,377,000.00	0.00	3,377,000.00	3,377,000.00	0.00	0.00	0.00	3,377,000.00	0.00	0.00	0.00	0.00	0.00	0.00	0.00	0.00	0.00	0.00	0.00	3,377,000.00	0.00	0.00
General Services	5021200000	24,020,000.00	1,063.12	24,021,063.12	24,020,000.00	1,063.12	0.00	0.00	24,021,063.12	4,649,276.50	0.00	0.00	0.00	4,649,276.50	4,012.50	0.00	0.00	0.00	4,012.50	0.00	19,371,726.62	4,645,264.00	0.00
Environment/Sanitary Services	5021201000	20,000.00	1,063.12	21,063.12	20,000.00	1,063.12	0.00	0.00	21,063.12	4,012.50	0.00	0.00	0.00	4,012.50	4,012.50	0.00	0.00	0.00	4,012.50	0.00	16,990.62	0.00	0.00
Janitorial Services	5021202000	11,000,000.00	0.00	11,000,000.00	11,000,000.00	0.00	0.00	0.00	11,000,000.00	2,840,560.00	0.00	0.00	0.00	2,840,560.00	0.00	0.00	0.00	0.00	0.00	0.00	8,159,440.00	2,840,560.00	0.00
Security Services	5021203000	13,000,000.00	0.00	13,000,000.00	13,000,000.00	0.00	0.00	0.00	13,000,000.00														




SUMMARY OF APPROPRIATIONS, ALLOTMENTS, OBLIGATIONS, DISBURSEMENTS AND BALANCES BY OBJECT OF EXPENDITURES


As at the Quarter Ending March 31, 2023


Department : State Universities and Colleges (SUCs)  
 Agency : Negros Oriental State University  
 Operating Unit : < not applicable >  
 Organization Code (UACS) : 08 072 0900000  
 Fund Cluster : 01 Regular Agency Fund  
 (e.g. UACS Fund Cluster: 01-Regular Agency Fund, 02-Foreign Assisted Projects Fund, 03-Special Account-Locally Funded/Domestic Grants Fund, and 04-Special Account-Foreign Assisted/Foreign Grants Fund)

X	Current Year Appropriations
	Supplemental Appropriations
	Continuing Appropriations

Particulars	UACS CODE	Appropriations			Allotments					Obligations				Disbursements					Balances							
		Authorized Appropriations	Adjustments (Transfer To/From, Modifications/Augmentations)	Adjusted Appropriations	Allotments Received	Adjustments (Reductions, Modifications/Augmentations)	Transfer To	Transfer From	Adjusted Allotments	10=[(6+(-)7)-8+9]	1st Quarter Ending March 31	2nd Quarter Ending June 30	3rd Quarter Ending Sept. 30	4th Quarter Ending Dec. 31	TOTAL	15=(11+12+13+14)	1st Quarter Ending March 31	2nd Quarter Ending June 30	3rd Quarter Ending Sept. 30	4th Quarter Ending Dec. 31	TOTAL	20=(16+17+18+19)	21=(5-10)	Unreleased Appropriations	Unobligated Allotments	Unpaid Obligations (15-20)=(23+24)
1	2	3	4	5=(3+4)	6	7	8	9	10=[(6+(-)7)-8+9]	11	12	13	14	15=(11+12+13+14)	16	17	18	19	20=(16+17+18+19)	21=(5-10)	22=(10-15)	23	24	Due and Demandable	Not Yet Due and Demandable	
Other Maintenance and Operating Expenses	5029900000	6,049,000.00	0.00	6,049,000.00	3,049,000.00	0.00	0.00	0.00	3,049,000.00	44,800.00	0.00	0.00	0.00	44,800.00	39,800.00	0.00	0.00	0.00	39,800.00	3,000,000.00	3,004,200.00	5,000.00	0.00			
Printing and Publication Expenses	5029902000	295,000.00	0.00	295,000.00	295,000.00	0.00	0.00	0.00	295,000.00	0.00	0.00	0.00	0.00	0.00	0.00	0.00	0.00	0.00	0.00	0.00	295,000.00	0.00	0.00			
Representation Expenses	5029903000	1,604,000.00	0.00	1,604,000.00	1,604,000.00	0.00	0.00	0.00	1,604,000.00	9,000.00	0.00	0.00	0.00	9,000.00	9,000.00	0.00	0.00	0.00	9,000.00	0.00	1,595,000.00	0.00	0.00			
Transportation and Delivery Expenses	5029904000	1,026,000.00	0.00	1,026,000.00	1,026,000.00	0.00	0.00	0.00	1,026,000.00	5,000.00	0.00	0.00	0.00	5,000.00	5,000.00	0.00	0.00	0.00	5,000.00	0.00	1,021,000.00	0.00	0.00			
Membership Dues and Contributions to	5029906000	124,000.00	0.00	124,000.00	124,000.00	0.00	0.00	0.00	124,000.00	30,800.00	0.00	0.00	0.00	30,800.00	25,800.00	0.00	0.00	0.00	25,800.00	0.00	93,200.00	5,000.00	0.00			
Other Maintenance and Operating Expenses	5029999000	3,000,000.00	0.00	3,000,000.00	0.00	0.00	0.00	0.00	0.00	0.00	0.00	0.00	0.00	0.00	0.00	0.00	0.00	0.00	0.00	3,000,000.00	0.00	0.00	0.00			
Other Maintenance and Operating Expenses	5029999099	3,000,000.00	0.00	3,000,000.00	0.00	0.00	0.00	0.00	0.00	0.00	0.00	0.00	0.00	0.00	0.00	0.00	0.00	0.00	0.00	3,000,000.00	0.00	0.00	0.00			
Capital Outlays		25,000,000.00	0.00	25,000,000.00	25,000,000.00	0.00	0.00	0.00	25,000,000.00	0.00	0.00	0.00	0.00	0.00	0.00	0.00	0.00	0.00	0.00	0.00	0.00	25,000,000.00	0.00	0.00		
Property, Plant and Equipment Outlay	5060400000	25,000,000.00	0.00	25,000,000.00	25,000,000.00	0.00	0.00	0.00	25,000,000.00	0.00	0.00	0.00	0.00	0.00	0.00	0.00	0.00	0.00	0.00	0.00	0.00	25,000,000.00	0.00	0.00		
Buildings and Other Structures	5060404000	25,000,000.00	0.00	25,000,000.00	25,000,000.00	0.00	0.00	0.00	25,000,000.00	0.00	0.00	0.00	0.00	0.00	0.00	0.00	0.00	0.00	0.00	0.00	0.00	25,000,000.00	0.00	0.00		
School Buildings	5060404002	25,000,000.00	0.00	25,000,000.00	25,000,000.00	0.00	0.00	0.00	25,000,000.00	0.00	0.00	0.00	0.00	0.00	0.00	0.00	0.00	0.00	0.00	0.00	0.00	25,000,000.00	0.00	0.00		
B. AUTOMATIC APPROPRIATIONS		23,364,000.00	2,636,651.00	26,000,651.00	26,000,651.00	0.00	0.00	0.00	26,000,651.00	5,456,512.88	0.00	0.00	0.00	5,456,512.88	5,447,230.43	0.00	0.00	0.00	5,447,230.43	0.00	20,544,138.12	9,282.45	0.00			
Retirement and Life Insurance Premiums		23,364,000.00	2,636,651.00	26,000,651.00	26,000,651.00	0.00	0.00	0.00	26,000,651.00	5,456,512.88	0.00	0.00	0.00	5,456,512.88	5,447,230.43	0.00	0.00	0.00	5,447,230.43	0.00	20,544,138.12	9,282.45	0.00			
GRAND TOTAL		952,708,000.00	2,636,651.00	955,344,651.00	556,460,123.00	0.00	0.00	0.00	556,460,123.00	87,962,167.65	0.00	0.00	0.00	87,962,167.65	83,223,726.36	0.00	0.00	0.00	83,223,726.36	398,884,528.00	468,497,955.35	4,738,439.29	0.00			

Certified Correct:  
  
 RENE BOY A. CATUBIG, CPA  
 Acting - Chief Administrative Officer - Finance  
 Date: 2023-04-21 11:28:59

Certified Correct:  
  
 MAURICE ANAVER B. DORDADO, CPA  
 University Chief Accountant  
 Date: 2023-04-21 11:28:59

Recommending Approval:  
  
 NOEL MARJON E. YASI, PSY.D.  
 Vice President for Administration and Finance  
 Date: 2023-04-21 14:29:04

Approved By:  
  
 FOR JOEL P. LIMSON, PH.D.  
 University President  
 Date: 2023-04-21 13:42:57